




Alternative Video Solutions, Inc.

3605 29th Ave. N.E., MINNEAPOLIS, MN 55418

(612) 788-3605

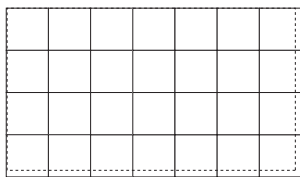
# Barco 6mm (i6XP) Indoor Surface Mount LED Tiles Various 16:9 Aspect Ratio Wall Layouts

**16x9 Ratio**



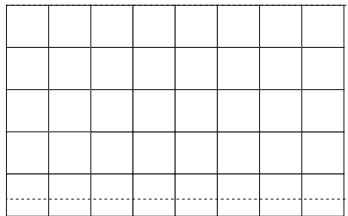
**4.5' X 8'**  
Actual 4.41'x7.35'  
TILES: 3 x 5 (15)  
WEIGHT: 600 LBS  
POWER: 30 Amps Max

**16x9 Ratio**




**5.6' X 10'**  
Actual 5.88'x10.28'  
TILES: 4 x 7 (28)  
WEIGHT: 1,120 LBS  
POWER: 56 Amps Max

**16x9 Ratio**



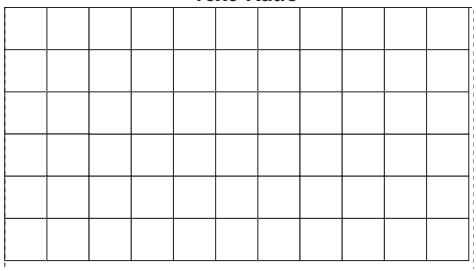
**6.75' X 12'**  
Actual 7.35'x11.75'  
TILES: 5 x 8 (40)  
WEIGHT: 1,600 LBS  
POWER: 80 Amps Max

**16x9 Ratio**




**7.8' X 14'**  
Actual 7.35'x14.7'  
TILES: 5 x 10 (50)  
WEIGHT: 2,000 LBS  
POWER: 100 Amps Max

**16x9 Ratio**



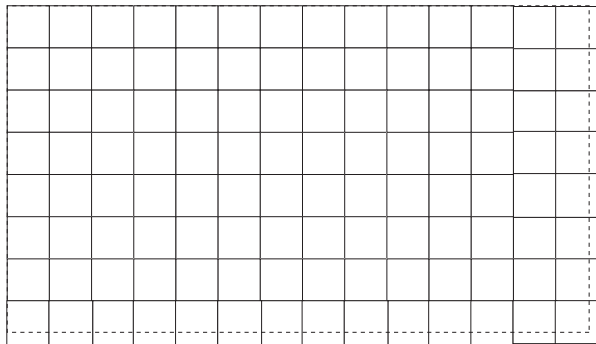
**9' X 16'**  
Actual 8.82'x16.16'  
TILES: 6 x 11 (66)  
WEIGHT: 2,640 LBS  
POWER: 132 Amps Max

**16x9 Ratio**



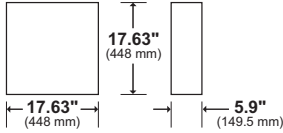
**10.1' X 18'**  
Actual 10.28'x17.63'  
TILES: 7 x 12 (84)  
WEIGHT: 3,360 LBS  
POWER: 168 Amps Max

**16x9 Ratio**



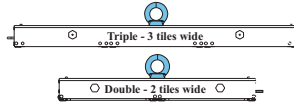
**11.2' X 20'**  
Actual 11.75'x20.57'  
TILES: 8 x 14 (112)  
WEIGHT: 4,480 LBS  
POWER: 224 Amps Max

**SINGLE TILE SPECIFICATIONS**



PIXELS: 5,184 (72/COLUMN, 72/ROW)  
WEIGHT: 30 LBS  
BRIGHTNESS: 2000 NITS  
POWER: AVG .5Amps / MAX 2Amps

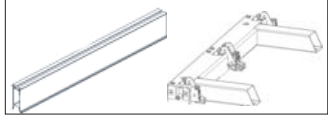
**Hanging Accessories**



**Hanging Accessories Needed:**

- 4.5' x 8' LED Wall**
  - 1- U2 Truss Beam
  - 1- U3 Truss Beam
- 5.6' x 10' LED Wall**
  - 2- U2 Truss Beams
  - 1- U3 Truss Beams
- 6.75' x 12' LED Wall**
  - 1- U2 Truss Beams
  - 2- U3 Truss Beam
- 7.8' x 14' LED Wall**
  - 2- U2 Truss Beam
  - 2- U3 Truss Beams
- 9' x 16' LED Wall**
  - 4- U2 Truss Beams
  - 1- U3 Truss Beams
- 10.1' x 18' LED Wall**
  - 4- U3 Truss Beams
- 11.2' x 20' LED Wall**
  - 1- U2 Truss Beam
  - 4- U3 Truss Beams

**Ground Support Accessories**



**Ground Support Accessories Needed:**

- 4.5' x 8' LED Wall**
  - 1- U2 Profiles
  - 1- U3 Profiles
  - 4- Ibeams
- 5.6' x 10' LED Wall**
  - 2- U2 Profiles
  - 1- U3 Profiles
  - 6- Ibeams
- 6.75' x 12' LED Wall**
  - 1- U2 Profiles
  - 2- U3 Profiles
  - 6- Ibeams
- 7.8' x 14' LED Wall**
  - 2- U2 Profile
  - 2- U3 Profiles
  - 8- Ibeams
- 9' x 16' LED Wall**
  - 4- U2 Profiles
  - 1- U3 Profiles
  - 10- Ibeams
- 10.1' x 18' LED Wall**
  - 4- U3 Profiles
  - 8- Ibeams
- 11.2' x 20' LED Wall**
  - 1- U2 Profiles
  - 4- U3 Profiles
  - 10- Ibeams

\*Other wall sizes available - Please call for custom wall configurations



Alternative Video Solutions, Inc.

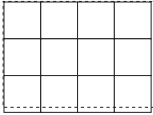
3605 29th Ave. N.E., MINNEAPOLIS, MN 55418

(612) 788-3605

# Barco 6mm (i6XP) Indoor Surface Mount LED Tiles


## Various 4:3 Aspect Ratio Wall Layouts

4x3 Ratio




**4' X 6'**  
Actual 4.41'x5.88'  
TILES: 3 x 4 (12)  
WEIGHT: 480 LBS  
POWER: 24 Amps Max

4x3 Ratio



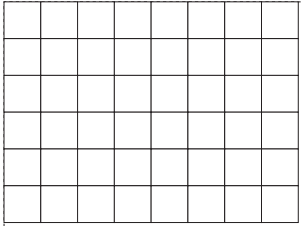
**6' X 8'**  
Actual 5.88'x8.82'  
TILES: 4 x 6 (24)  
WEIGHT: 960 LBS  
POWER: 48 Amps Max

4x3 Ratio




**7.5' X 10'**  
Actual 7.35'x10.28'  
TILES: 5 x 7 (35)  
WEIGHT: 1,400 LBS  
POWER: 70 Amps Max

4x3 Ratio



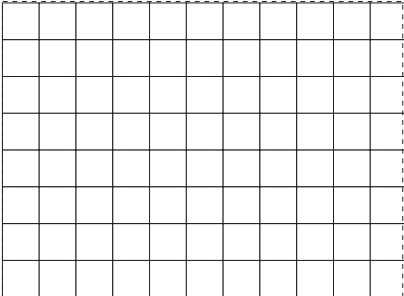
**9' X 12'**  
Actual 8.82'x11.75'  
TILES: 6 x 8 (48)  
WEIGHT: 1,920 LBS  
POWER: 96 Amps Max

4x3 Ratio




**10.5' X 14'**  
Actual 10.28'x14.7'  
TILES: 7 x 10 (70)  
WEIGHT: 2,800 LBS  
POWER: 140 Amps Max

4x3 Ratio




**12' X 16'**  
Actual 11.75'x16.16'  
TILES: 8 x 11 (88)  
WEIGHT: 3,520 LBS  
POWER: 176 Amps Max

4x3 Ratio



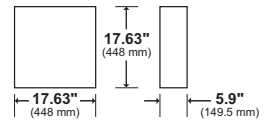
**13.5' X 18'**  
Actual 13.22'x17.63'  
TILES: 9 x 12 (108)  
WEIGHT: 4,320 LBS  
POWER: 216 Amps Max

4x3 Ratio



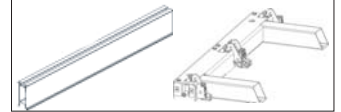
**15' X 20'**  
Actual 14.69'x20.57'  
TILES: 10 x 14 (140)  
WEIGHT: 5,600 LBS  
POWER: 280 Amps Max

### SINGLE TILE SPECIFICATIONS



PIXELS: 5,184 (72/COLUMN, 72/ROW)  
WEIGHT: 30 LBS  
BRIGHTNESS: 2000 NITS  
POWER: AVG .5Amps / MAX 2Amps

### Ground Support Accessories



#### Ground Support Accessories Needed:

##### 4'x6' LED Wall

- 2- U2 Profiles
- 4- Ibeams

##### 6'x8' LED Wall

- 2- U3 Profiles
- 4- Ibeams

##### 7.5'x10' LED Wall

- 2- U2 Profiles
- 1- U3 Profiles

##### 6'x8' LED Wall

- 6- Ibeams

##### 9'x12' LED Wall

- 1- U2 Profile
- 2- U3 Profiles

##### 6'x8' LED Wall

- 6- Ibeams

##### 10.5'x14' LED Wall

- 2- U2 Profiles
- 2- U3 Profiles

##### 8'x16' LED Wall

- 8- Ibeams

##### 12'x16' LED Wall

- 1- U2 Profile
- 3- U3 Profiles

##### 8'x16' LED Wall

- 8- Ibeams

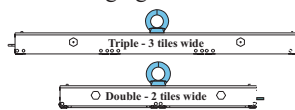
##### 13.5'x18' LED Wall

- 4- U3 Profiles
- 8- Ibeams

##### 15'x20' LED Wall

- 4- U2 Profiles
- 2- U3 Profiles
- 12- Ibeams

### Hanging Accessories



#### Hanging Accessories Needed:

##### 4'x6' LED Wall

- 2- U2 Truss Beams

##### 6'x8' LED Wall

- 2- U3 Truss Beams

##### 7.5'x10' LED Wall

- 2- U2 Truss Beams

##### 9'x12' LED Wall

- 1- U3 Truss Beam

##### 9'x12' LED Wall

- 1- U2 Truss Beam

##### 2- U3 Truss Beams

##### 10.5'x14' LED Wall

- 2- U2 Truss Beams

##### 2- U3 Truss Beams

##### 12'x16' LED Wall

- 1- U2 Truss Beam

##### 3- U3 Truss Beams

##### 13.5'x18' LED Wall

- 4- U3 Truss Beams

##### 15'x20' LED Wall

- 4- U2 Truss Beams

##### 2- U3 Truss Beams

\*Other wall sizes available - Please call for custom wall configurations